



Welcome to Year 1

Robin Class Teacher
Mrs Lawson



Friday Mrs Houlders


Class Teaching Assistant:
Mrs Williams
Class Support
Miss Pallant

Dove Class Teacher
Mrs Emerson





Wednesday Mrs Houlders

Class Teaching Assistant:
Mrs Cooper
Class Support
Miss Pallant



NAME EVERYTHING!



Snack/Coats

Your child will also need to bring to school:

A snack (fruit or vegetables) - optional



A COAT EVERY DAY

A water bottle



Tape for earrings (if still wearing sleepers) on P.E. days. If ears have been pierced for longer than 6 weeks, they must be removed before coming to school.



P.E.



Monday and Thursday are Yr1 PE days.
Come to school in school PE kit.

PE KIT :

dark tracksuit trousers or Broadwater PE shorts,
trainers
tracksuit top/school jumper for the winter.

Mr Lund will teach Thursday PE.



Requirements

Reading- Every day and record in CAPER Diaries at least 3 times a week.




Book bags in school every day.
(Guided reading book, CAPER book and Yellow reading diary.)

Letters are sent home by email.

.

PLEASE HELP US AND RETURN GROUP READERS





Changes from Reception to Y1


We no longer use the ILD- this is for Early Years only. We will be using Google Classroom for homework.



Set on Thursday and due in following Thursday



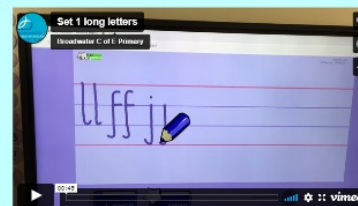
Maths every week




Reading and Spelling Lists



Handwriting





Changes from Reception to Y1

Home time arrangements: If your child is going home with a different person, please let the office know. We don't have a TA taking notes in a diary. Please don't rely on telling us at the door!



Start of School Day



Please wait in the large playground.
We will open the little gate when it is
time to come in.



End of School Day

Robin Class Wait in large playground

Dove Class Come into EY playground
to collect your child.

Show and Tell

Every Friday
Afternoon
Optional



Must be something to
do with our topic



Can you help?

★ reading

★ spelling

Need a DBS
See school office

Cost of trips and visitors for the year


Whole Year - approx £60



Goodwood Forest School

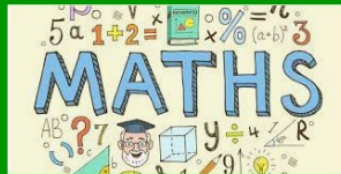


Amberley Working Museum



Arundel Wetland Centre

Most of our learning is topic based but some subjects are taught discretely. We make links where we can.



Maths



Computing



Religious Education

RHE



RE

Gospels



Friendship



THE LOST SHEEP





Forgiveness



Peace




Incarnation



SL

Computing

On line safety
Revisit throughout
the year



Resources

Digiduck Stories

A collection of five stories created to help parents and teachers educate children aged 3–7 about online safety, with accompanying teaching activities.



Digiduck's Big Decision

A story for 3 to 7 year olds about being a good friend to others on the internet.





Beebots




Computing suite
later in the term

RHE

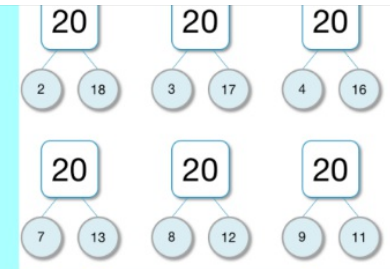


Focus on emotional literacy




Staying safe - consent
On going conversations
Cross curricular links

Maths



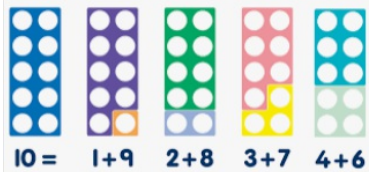
Number bonds are a BIG part of YR1 maths.



$$10 - 4 = 6 \quad 10 - 6 = 4$$

$$4 + 6 = 10$$

$$\square + 6 = 10$$



If I know... $6 + 4 = 10$

$$14 + 6 = 20$$

$$16 + 4 = 20$$

$$20 - 16 = 4$$

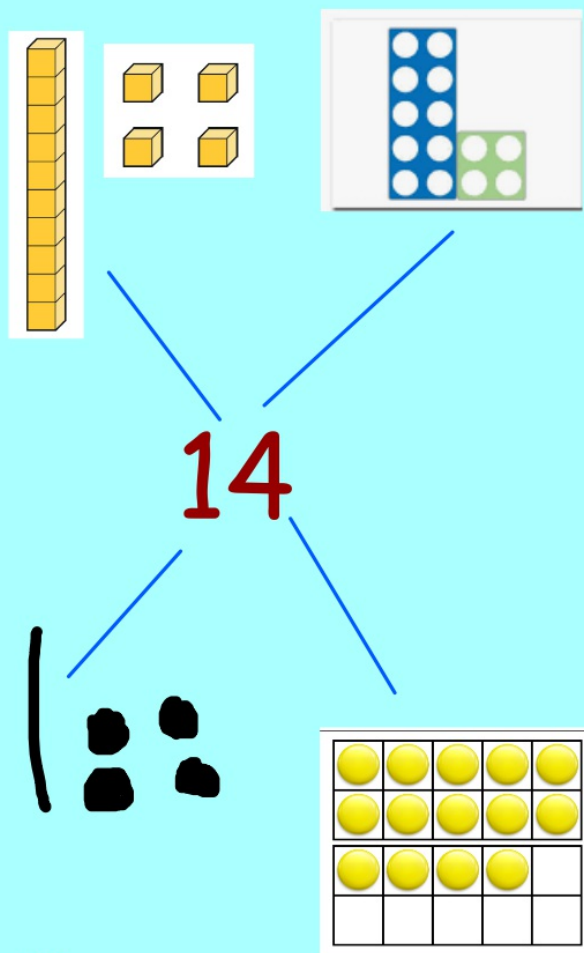
$$40 + 60 = 100$$

$$16 + \square = 20$$

$$20 - 14 = 6$$

Maths

Place Value



Counting patterns

Count in 1's to and back from 100

	+	+	+	+	+	+	+	+	+
1	2	3	4	5	6	7	8	9	10
11	12	13	14	15	16	17	18	19	20
21	22	23	24	25	26	27	28	29	30
31	32	33	34	35	36	37	38	39	40
41	42	43	44	45	46	47	48	49	50
51	52	53	54	55	56	57	58	59	60
61	62	63	64	65	66	67	68	69	70
71	72	73	74	75	76	77	78	79	80
81	82	83	84	85	86	87	88	89	90
91	92	93	94	95	96	97	98	99	100

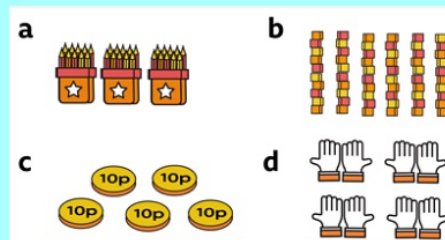
Count in 2's



Count in 5's



Count in 10's



Maths

The Language of Maths

addition

- add
- more
- plus
- sum
- total
- altogether



subtraction

- subtract
- minus
- leave
- less
- take away
- difference between




division

- divide
- divided by
- divided into
- share
- share equally
- equal groups of



multiplication

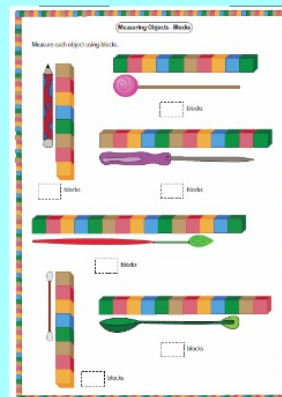
arrays
lots of
sets of
groups of
repeated
addition



Maths

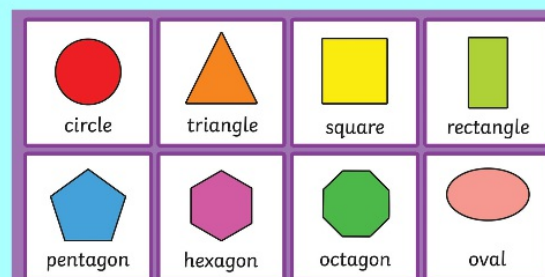

Measures and Shape

Length




Time
o'clock

What time is it?



2D shape



half past

Clocks have 2 number lines!
At half past, the minute
hand DOES NOT point to 6



30 minutes



Money

Footsteps through the forest



SL

Transitioning to Year One





Children start their formal curriculum but we still make time for free choice and play.


Our Learning Journey is inspired by our key texts.
We make links to the curriculum through these stories.



Lots of meaningful
writing opportunities



Design and Technology



Designing a healthy pancake filling

Music

Charanga



Peter and the Wolf Sergey Prokofiev



Songs for our Nativity

ART



In Yr1 each child is given an art sketch book which travels with them through the school.

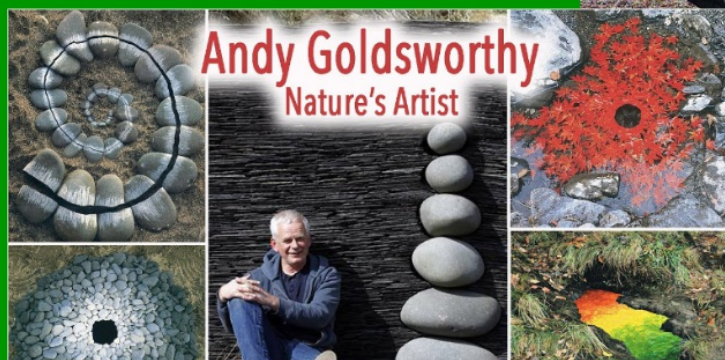


These help with creating final pieces.

ART



Printing



3D sculpture

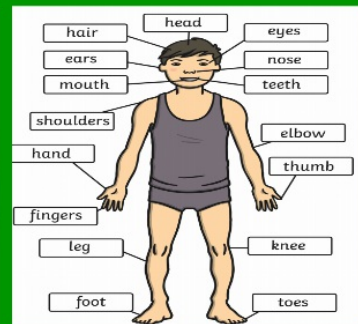
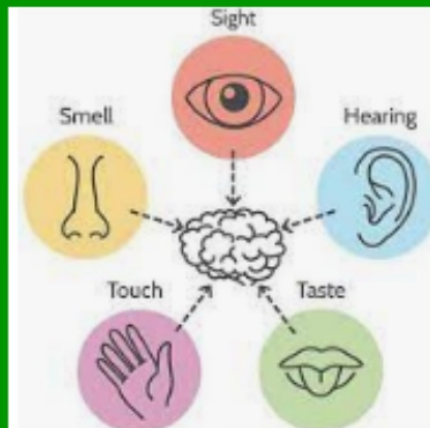


drawing

SCIENCE



The Seasons



Nutrition



Our Senses Our Bodies

SCIENCE

Tree Identification


Sweet Chestnut



Oak



Beech



Hornbeam



Conifer



Holly



Ivy



Ash



Sycamore



Silver Birch



Willow



Visitors -TOP SECRET



Goodwood Forest School



Grandparent's Tea party



Things to talk about:

Are all the versions of Little Red Riding Hood the same?



How do we make pancak like Mr Wolf?



What are the signs of Autumn?

What are woods like? What sort of trees are there? What sort of tree has acorns?

What sort of animals live in wood? What part of the wood? What can we find out?



Supporting your child



Go to the woods



Collect leaves and sticks to
make your own art



Look at ideas for the whole family
at the **Woodland Trust**

Go to the library
to find books related to
topic



TALK ,TALK ,TALK
Building vocabulary

Watch wildlife
programmes together



Read different versions
of Red Riding Hood and
other tales with wolves in.

A detailed oil painting of a forest scene. In the foreground, a grassy field with small white flowers is visible. Several large, mature trees with thick trunks and dense green foliage stand in the middle ground. The background shows more trees and a hint of a path or clearing. The overall atmosphere is peaceful and natural.

Any Questions?

